

# DAILY DERIVATIVES RESEARCH REPORT

December 19, 2025

## NIFTY OI

Current	Absolute Chg
18.30	-0.27
Previous	% Change
18.57	-1.45%

## INDIA VIX

Current	Absolute Chg
9.71	-0.13
Previous	% Change
9.84	-1.32%

## PCR

Current	Absolute Chg
0.83	0.06
Previous	% Change
0.77	8.2%

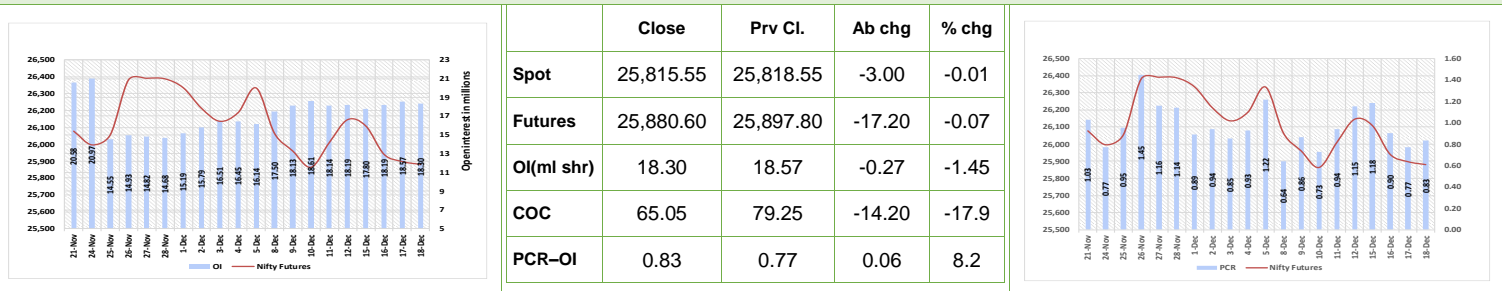
## OUTLOOK



## Summary

Indian markets closed on a flat note where selling was mainly seen in Media, Auto, Oil & Gas and Chemicals. Nifty Dec Futures closed at 25,880.60 (down 17.20 points) at a premium of 65.05 pts to spot.

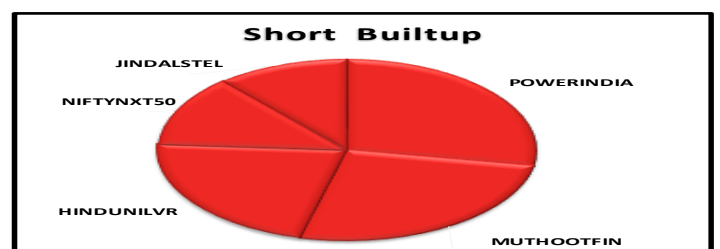
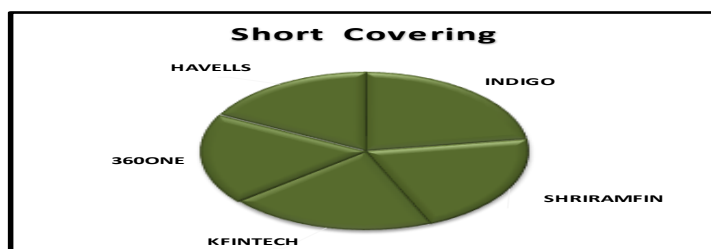
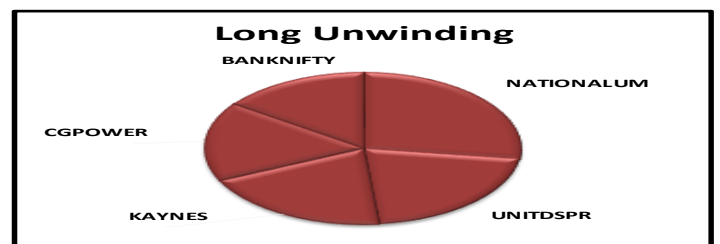
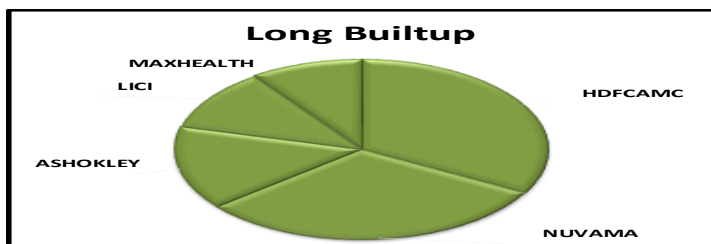
## Nifty Snapshot



## Open Interest in Nifty Options



- » The above second chart shows previous trading day's change in Nifty options where additions in OI were seen in 25800, 26100, 26200, 26500 strike Calls and additions at 25800, 25700, 25600, 25500 strike Puts indicating market is likely to remain range bound in the near term.
- » Highest OI build-up is seen at 26000 strike Calls and 26000 strike Puts, to the tune of 24.93mn and 15.25mn respectively.



(Price is in Rs; OI is in million units; Price chg and OI chg are in percentage) **NB RESEARCH**

# DAILY DERIVATIVES RESEARCH REPORT

## Fresh Longs seen in:

Scrip	Price	Price chg	OI	OI Chg
HDFCAME	2732.7	7.2	5.7	14.5
NUVAMA	7331.5	1.8	0.4	13.7
ASHOKLEY	170.1	2.4	170.5	6.6
LICI	848.1	0.1	12.1	4.9
MAXHEALTH	1052.0	1.8	20.6	4.3

## Fresh Shorts seen in:

Scrip	Price	Price chg	OI	OI Chg
POWERINDIA	18210.0	-5.2	0.3	7.5
MUTHOOTFIN	3750.9	-0.5	3.4	6.9
HINDUNILVR	2265.6	-0.4	11.7	6.8
NIFTYNXT50	67881.0	-0.5	0.0	6.2
JINDALSTEL	988.9	-1.5	13.3	5.8

## Short Covering seen in:

Scrip	Price	Price chg	OI	OI Chg
INDIGO	5130.5	2.9	11.6	-5.7
SHRIRAMFIN	869.6	0.2	64.1	-5.4
KFINTECH	1073.1	4.0	3.5	-4.5
360ONE	1144.4	1.3	1.9	-2.6
HAVELLS	1404.2	0.4	8.3	-2.3

## Long Unwinding seen in:

Scrip	Price	Price chg	OI	OI Chg
NATIONALUM	279.6	-0.1	56.8	-4.6
UNITDSPR	1393.8	-2.0	12.1	-3.6
KAYNES	4048.0	-1.2	3.7	-3.3
CGPOWER	662.6	-1.2	14.4	-2.9
BANKNIFTY	59074.2	-0.1	2.0	-2.6

## Institutional Activity

Institutional Activity in previous trading session			
(in Rs cr.)	Buy	Sell	Net
Index Futures	2082.91	2211.72	-128.81
Index Options	1003494.56	1005578.97	-2084.41
Stock Futures	26775.27	24521.22	2254.05
Stock Options	35263.93	35544.38	-280.45
FII Cash	11,442.37	10,846.59	595.78
DII Cash	12,375.71	9,675.35	2,700.36

Net FII Activity (in Rs cr.)				
Date	Idx Fut	Stk Fut	Idx Opt	Cash
18-Dec	-128.8	2254.1	-2084.4	596
17-Dec	-1508.6	-835.8	-4780.1	1172
16-Dec	-1767.1	-3241.4	10790.1	-2382
15-Dec	474.6	-2296.9	-6756.0	-1468
12-Dec	-657.9	738.2	6366.3	-1114
11-Dec	291.5	2755.5	-10086.9	-2021

## Technical Pivot (Intraday):

	S2	S1	PIVOT	R1	R2
NIFTY	25710	25795	25885	25975	26065
BANKNIFTY	58660	58870	59120	59325	59580

## Derivative Recommendations:

Stock Name	Call (Buy/Sell)	Entry price	Targets	Stop Loss	Duration	Status
SRF 3050 CE	Buy	40	66	24	1-2 Days	OPEN

# DAILY DERIVATIVES RESEARCH REPORT

NIFTY50 Options OI (CE OI = Resistance) (PE OI = Support)			
Symbol	Highest CE OI	Highest PE OI	CMP
ADANIENT	2300	2300	2237
ADANIPTS	1600	1500	1499
APOLLOHOSP	7500	7000	6934
ASIANPAINT	3000	2600	2764
AXISBANK	1300	1220	1233
BAJAJ-AUTO	9300	9000	8861
BAJAJFINSV	2100	2000	2029
BAJFINANCE	1020	1000	1002
BEL	420	410	384
BHARTIARTL	2100	2100	2095
CIPLA	1660	1400	1503
COALINDIA	380	440	387
DRREDDY	1300	1140	1280
EICHERMOT	7300	6300	7114
ETERNAL	310	285	286
GRASIM	2800	2700	2812
HCLTECH	1720	1440	1666
HDFCBANK	1000	1000	982
HDFCLIFE	800	700	759
HINDALCO	800	780	858
HINDUNILVR	2300	2300	2266
ICICIBANK	1400	1400	1360
INDIGO	5500	5000	5131
INFY	1600	1600	1628
ITC	410	400	401

NIFTY50 Options OI (CE OI = Resistance) ( PE OI = Support)			
Symbol	Highest CE OI	Highest PE OI	CMP
JIOFIN	310	300	293
JSWSTEEL	1200	1000	1084
KOTAKBANK	2200	2100	2171
LT	4100	4000	4040
M&M	3800	3600	3593
MARUTI	16500	16000	16367
MAXHEALTH	1100	1160	1052
NESTLEIND	1320	1180	1237
NTPC	325	320	319
ONGC	250	230	232
POWERGRID	280	260	259
RELIANCE	1600	1500	1548
SBILIFE	2040	1900	2019
SBIN	1000	950	978
SHRIRAMFIN	880	850	870
SUNPHARMA	1840	1740	1750
TATACONSUM	1200	1070	1175
TMPV	360	340	347
TATASTEEL	175	170	168
TCS	3300	3200	3285
TECHM	1600	1560	1608
TITAN	4000	3800	3923
TRENT	4300	4000	4042
ULTRACEMCO	12000	10800	11479
WIPRO	265	250	264

# DAILY DERIVATIVES RESEARCH REPORT

OI against MWPL				
Symbol	MWPL	Open Interest	Limit for next day	% OI
KAYNES	4667784	15138700	1012340	324%
SAMMAANCAP	122326971	229585600	Ban	188%
ADANIENT	30942206	45802143	6628581	148%
HFCL	147979599	210121650	33327451	142%
RBLBANK	91351468	121729500	6958538	133%
CONCOR	48077012	63917500	6924421	133%
BANDHANBNK	142752962	182224800	22171350	128%
HUDCO	75071250	95526600	35081385	127%
IRCTC	30082783	37972375	9306515	126%
ANGELONE	9647634	11927750	5210252	124%
CROMPTON	81400589	99635400	19640361	122%
SAIL	216861410	264652300	30296289	122%
IDEA	8713529091	10587162900	1419202365	122%
LICHSGFIN	45183075	54835000	6888712	121%
DIXON	6445442	7709500	3793292	120%
PNB	447910372	533504000	167814767	119%
NBCC	154894704	176286500	53026437	114%
INDIGO	32732860	36290850	18600785	111%
BDL	13786716	15167125	8149496	110%
INOXWIND	144708707	157404801	46695642	109%
DLF	83667734	89702250	27187766	107%
BIOCON	90981174	95047500	37912356	104%
IEX	133395043	137842500	69404732	103%
PNBHOUSING	28062406	28880800	10219746	103%
AMBER	3067454	3127800	1822133	102%
MCX	7635422	7756625	4072728	102%
PGEL	23897684	24250200	12305198	101%
NMDC	517037525	519237000	149917006	100%
CDSL	26647500	26650350	15051534	100%
ABCAPITAL	122316423	120180800	38686583	98%
PATANJALI	50840137	49893300	10522831	98%
RECLTD	187084550	183250700	77713691	98%
IREDA	119011160	115385250	63340890	97%

OI against MWPL				
Symbol	MWPL	Open Interest	Limit for next day	% OI
GLENMARK	22585180	21663750	6631572	96%
TITAGARH	12028036	11485450	5575524	95%
R/VNL	84941460	80274850	39816669	95%
TATAELXSI	4309631	4054700	2177327	94%
MAZDOCK	11364224	10519325	6068644	93%
KALYANKJIL	57552009	52312175	19825585	91%
JUBLFOOD	48884739	44387500	24520130	91%
JSWENERGY	80203755	72092000	30640748	90%
NATIONALUM	134225816	120483750	70227383	90%
PETRONET	93668136	82166300	41940444	88%
TATATECH	27246569	23624000	13730039	87%
MANAPPURAM	82205057	70836000	38246334	86%
VEDL	255091106	216471400	129732595	85%
BHEL	169029877	143330250	94674568	85%
HAL	28450886	23843550	16423514	84%
OFSS	3401732	2834475	1744880	83%
PFC	203602113	168391600	106190848	83%
LICI	32057152	26332600	18658073	82%
LTF	126777205	102761676	76547011	81%
NCC	72342848	56192400	45360407	78%
ASHOKLEY	409181558	317360000	228960870	78%
IDFCFIRSTB	761294821	586977650	359938846	77%
TATAPOWER	169808198	130288300	101535901	77%
GMRAIRPORT	534704421	409816125	331237052	77%
EXIDEIND	68856800	52729200	32784376	77%
INDUSINDBK	93805784	70896700	42062834	76%
HINDZINC	167680340	124238275	116252724	74%
AUROPARMA	41977935	31027700	17232588	74%
TMPV	284575867	207904000	177237057	73%
ASTRAL	18495534	13479300	10378719	73%
ADANIGREEN	61877951	44374200	32767146	72%
WIPRO	292948819	208734000	158392872	71%
CANBK	504315430	347287500	333732268	69%

## FROM THE EQUITY DERIVATIVE DESK:

**NIRAV HARISH CHHEDA**

AVP - DERIVATIVES AND TECHNICAL RESEARCH

E-Mail: [nirav.chheda@nirmalbang.com](mailto:nirav.chheda@nirmalbang.com)

Tel no: 6273-8199/8000

**AMIT BHUPTANI**

SNR.DERIVATIVES AND TECHNICAL RESEARCH

E-Mail: [amit.bhuptani@nirmalbang.com](mailto:amit.bhuptani@nirmalbang.com)

Tel no: 6273-8242/8000

## DISCLOSURE

Research Reports that are published by Nirmal Bang Securities Private Limited (hereinafter referred to as “NBSPL”) are for private circulation only. NBSPL is a registered Research Analyst under SEBI (Research Analyst) Regulations, 2014 having Registration no. INH000001766. NBSPL is also a registered Stock Broker with National Stock Exchange of India Limited, BSE Limited, Metropolitan Stock Exchange of India Limited, Multi Commodity Exchange of India Limited and , National Commodity and Derivative Exchange Limited in Capital Market , Equity and Commodities derivatives segments and Currency Derivatives Segment . NBSPL has other business divisions with independent research teams separated by Chinese walls, and therefore may, at times, have different or contrary views on stocks and markets. NBSPL or its associates have not been debarred / suspended by SEBI or any other regulatory authority for accessing / dealing in securities Market since last 20 years. NBSPL, its associates or analyst or his relatives do not hold any financial interest (Except Investment) in the subject company. NBSPL or its associates or Analyst do not have any conflict or material conflict of interest at the time of publication of the research report with the subject company. NBSPL or its associates or Analyst or his relatives may or may not hold beneficial ownership of 1% or more in the subject company at the end of the month immediately preceding the date of publication of this research report. NBSPL or its associates / analyst has not received any compensation / managed or co-managed public offering of securities of the company covered by Analyst during the past twelve months. NBSPL or its associates have not received any compensation or other benefits from the company covered by Analyst or third party in connection with the research report. Analyst has not served as an officer, director or employee of Subject Company. NBSPL / analyst has not been engaged in market making activity of the subject company. Analyst Certification: The research analysts and authors of these reports, hereby certify that the views expressed in this research report accurately reflects my/our personal views about the subject securities, issuers, products, sectors or industries. It is also certified that no part of the compensation of the analyst(s) was, is, or will be directly or indirectly related to the inclusion of specific recommendations or views in this research. The analyst(s) principally responsible for the preparation of this research report and has taken reasonable care to achieve and maintain independence and objectivity in making any recommendation.

## DISCLAIMER

The Research Report is for the personal information of the authorized recipient and does not constitute to be any investment, legal or taxation advice. NBSPL is not soliciting any action based upon it. Nothing in the research report shall be construed as a solicitation to buy or sell any security or product, or to engage in or refrain from engaging in any such transaction. In preparing the research report, we did not take into account the investment objectives, financial situation and particular needs of the reader. The research report has been prepared for the general use of the clients of NBSPL and must not be copied, either in whole or in part, or distributed or redistributed to any other person in any form. If you are not the intended recipient you must not use or disclose the information in the research report in any way. Though disseminated to all the customers simultaneously, not all customers may receive the research report at the same time. NBSPL will not treat recipients as customers by virtue of their receiving the research report. The research report is not directed or intended for distribution to or use by any person or entity resident in a state, country or any jurisdiction, where such distribution, publication, availability or use would be contrary to law, regulation or which would subject NBSPL & its group companies to registration or licensing requirements within such jurisdictions. The report is based on the information obtained from sources believed to be reliable, but we do not make any representation or warranty that it is accurate, complete or up-to-date and it should not be relied upon as such. We accept no obligation to correct or update the information or opinions in it. NBSPL or any of its affiliates or employees shall not be in any way responsible for any loss or damage that may arise to any person from any inadvertent error in the information contained in the research report. NBSPL or any of its affiliates or employees do not provide, at any time, any express or implied warranty of any kind, regarding any matter pertaining to this report, including without limitation the implied warranties of merchantability, fitness for a particular purpose, and non-infringement. The recipients of the research report should rely on their own investigations. This information is subject to change without any prior notice. NBSPL reserves its absolute discretion and right to make or refrain from making modifications and alterations to this statement from time to time. Nevertheless, NBSPL is committed to providing independent and transparent recommendations to its clients, and would be happy to provide information in response to specific client queries. Before making an investment decision on the basis of research report, the reader needs to consider, with or without the assistance of an adviser, whether the advice is appropriate in light of their particular investment needs, objectives and financial circumstances. There are risks involved in securities trading. The price of securities can and does fluctuate, and an individual security may even become valueless. International investors are reminded of the additional risks inherent in international investments, such as currency fluctuations and international stock market or economic conditions, which may adversely affect the value of the investment. Opinions expressed are subject to change without any notice. Neither the company nor the director or the employees of NBSPL accept any liability whatsoever for any direct, indirect, consequential or other loss arising from any use of the research report and/or further communication in relation to the research report. Here it may be noted that neither NBSPL, nor its directors, employees, agents or representatives shall be liable for any damages whether direct or indirect, incidental, special or consequential including lost revenue or lost profit that may arise from or in connection with the use of the information contained in the research report. Copyright of this document vests exclusively with NBSPL. Our reports are also available on our website [www.nirmalbang.com](http://www.nirmalbang.com) Registration granted by SEBI and certification from NISM in no way guarantee performance of NBSPL or provide any assurance of returns to investors.

**Nirmal Bang Research (Division of Nirmal Bang Securities Pvt. Ltd.) B-2, 301/302, Marathon Innova,  
Opp. Peninsula Corporate Park Off. Ganpatrao Kadam Marg Lower Parel (W), Mumbai-400013  
Board No. : 91 22 6723 8000/8001 Fax : 022 6723 8010**